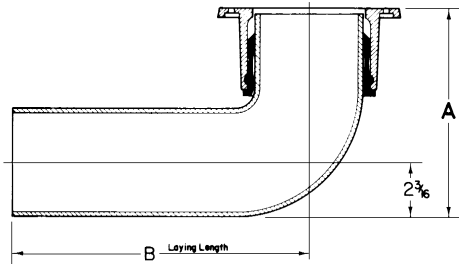




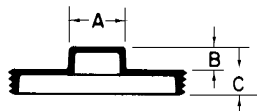
CLOSET BENDS BRASS CLEANOUT PLUGS

MINIMUM DIMENSIONS FOR 2-252TY PUSH-ON CLOSET FLANGE WHEN USED WITH 2-253 4" CLOSET BENDS



PUSH-ON CLOSET FLANGE INSTALLATION

2-253 CLOSET BENDS	A	B
4x6	8	12"-18"
4x8	10 1/4	12"-18"
4x10	12 1/4	12"-18"
4x12	14 1/4	12"-18"
4x14	16 1/4	16"-18"
4x16	18 1/4	16"-18"
4x18	20 1/4	18"



TYPE A LOW SQUARE HEAD

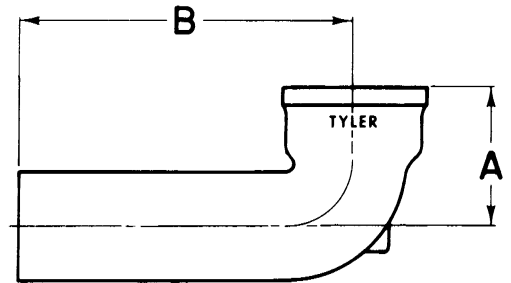
Ship Code	UPCode 670610	IPS	A	B	C	Wt.
S	021551	1 1/4	1 1/16	5/16	13/32	.1
S	021568	1 1/2	3/4	5/16	3/8	.2
S	021575	2	1 5/16	5/16	7/16	.3
S	021582	2 1/2	1	5/16	7/16	.4
S	021599	3	1 1/8	7/16	15/32	.7
S	021605	3 1/2	1 1/8	3/8	1/2	.8
S	021612	4	1 3/32	3/8	1/2	1.0
S	021629	5	1 3/8	7/16	1/2	1.3
S	021636	6	1 3/8	1/2	5/8	2.3
S	021643	8	1 5/8	1/2	3/4	3.5
S	021889	10*	2	1	3/4	6.5

* Type "O"



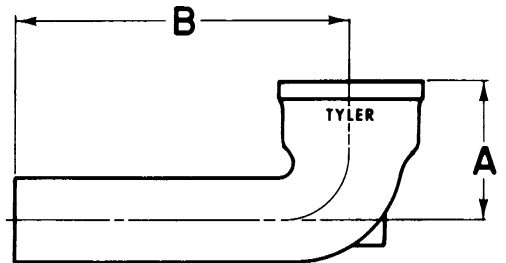
TYPE H FOUR LUG FLANGE

Ship Code	UPCode 670610	IPS	B	C	Lugs	Wt.
S	333258	2	1/2	5/8	2	1.3
S	333272	3	1/2	5/8	4	1.9
S	333289	3 1/2	1/2	5/8	4	2.1
S	333296	4	5/8	5/8	4	2.8
S	333302	5	3/4	1	4	4.0
S	333319	6	5/8	1	4	5.1



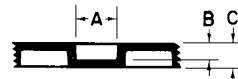
SERIES 2-256 CLOSET BENDS SV Only

Ship Code	UPCode 670610	Size	Dimensions		Wt.
			A	B	
S	026136	4	5 3/4	12	12.0
S	026143	4	5 3/4	14	14.0
S	026150	4	5 3/4	16	16.0
S	026167	4	5 3/4	18	18.0



SERIES 2-257 CLOSET BENDS SV Only

Ship Code	UPCode 670610	Size	Dimensions		Wt.
			A	B	
S	026174	4x3	5 3/4	16	15.0



TYPE S PLAIN COUNTERSUNK

Ship Code	UPCode 670610	IPS	A	B	C	Wt.
S	021896	1 1/2	1 1/16	5/16	3/8	.3
S	021902	2	3/4	5/16	7/16	.4
S	021919	2 1/2	3/4	5/16	7/16	.6
S	021926	3	7/8	5/16	15/32	.7
S	021933	3 1/2	1 5/16	3/8	1/2	.8
S	021940	4	7/8	3/8	1/2	1.0
S	021957	5	1 1/8	3/8	1/2	1.2
S	021964	6	1 7/16	1/2	5/8	1.8
S	021971	8	1 7/16	1/2	3/4	3.3

SHIPPING CODE

S = From Stock

N = Non-Stock; Check in advance for availability.